

VAPORTITE

4' Linear LED Fixtures

General Description

The LED2 Linear VaporTite fixture combines LED2 4ft T8 linear tubes and an IP65 waterproof housing. This fixture is the ideal solution for surface lighting, canopy lighting, high-bay lighting applications, and more. Featuring LED2 linear T8s, the VaporTite collection ranges from 2-lamp, 3-lamp, 4-lamp, and 6-lamp fixtures; each model comes equipped with 15 watt or 18 watt LED lamps. The sheer flexibility offered by LED2 VaporTite fixtures make them optimal for new construction and retrofits of existing Fluorescent & HID fixtures up to 500W

Product Applications

- Parking Lot Lighting
- Street Lighting
- Walkway Lighting
- Area Lighting
- Security Lighting
- Storage Area Lighting

Product Features

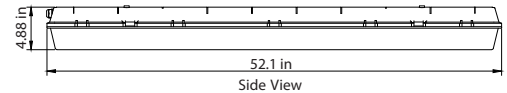
- 5 Year Product Warranty
- IP65 Weather-Proof Housing
- Linear Tubes Equipped
- Surface or Hang Mount Options
- Quick-Connect Wire Hub
- PC Clear Housing Lens
- Extra Mounting Hardware Included
- 2 Lamp, 3 Lamp, 4 Lamp, & 6 Lamp Models Available
- 15 Watt or 18 Watt Lamp Options

Product Performance Standard

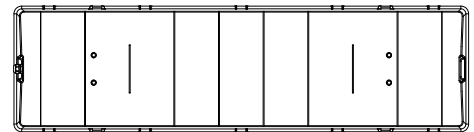
Size (inch)	Base on Line Drawing	Power Factor	0.9
Weight (lb)	10.2/20.4	Light Efficiency (lm/W)	≥100 (Lamp)
Color Temperature (K)	4000K-5000K	Input Voltage (V)/FQ(Hz)	100-277 VAC 50/60 Hz
CRI	>85	Minimum Starting Temperature	-20°/-4°F
Beam Angle	120°	Maximum Starting Temperature	50°C/122°F



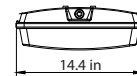
Top View



Side View



Bollom View



Right Side View

VAPORTITE

4' Linear LED Fixtures

Product Information

Model #	Description	Wattage	Lumens	CRI	Package Quantity
LED2-VT2-30W-XX	2-15W T8 LampVaporTite	30W	3,800	>85	6
LED2-VT2-36W-XX	2-18W T8 LampVaporTite	36W	4,400	>85	6
LED2-VT3-45W-XX	3-15W T8 LampVaporTite	45W	5,700	>85	6
LED2-VT3-54W-XX	3-18WT8 LampVaporTite	54W	6,600	>85	6
LED2-VT4-60W-XX	4-15WT8 LampVaporTite	60W	7,600	>85	1
LED2-VT4-72W-XX	4-18WT8 LampVaporTite	72W	8,800	>85	1
LED2-VT6-90W-XX	6-15WT8 LampVaporTite	90W	11,400	>85	1
LED2-VT6-108W-XX	6-18WT8 LampVaporTite	108W	13,200	>85	1

Installation Note

1. Please read all installation instruction before attempting installation.
2. Four Mounting Brackets Furnished per 4Ft Unit.
3. Luminaires are designed to use direct AC power (100-277VAC; 50/60 Hz).
4. Surface conduit entry on each end.
5. Operating temperature range is between -4°F and 122°F (-20°C and 50°C).
6. For detailed warranty information, please see www.led2.com